

# Case: Jamk student Moodle orientation

MoodleMoot Helsinki  
28.5.2024

Sisko Minkkinen  
Tuukka Kivioja



**How did we  
do it?**

**jamk**


Manual orientation



Development during COL



Testing + Quality criteria



The course is ready for action!



jamk

**What does  
the course  
look like?**

[Dashboard](#) / [Courses](#) / [Yhteinen](#) / [Student Moodle Orientation, 2023-2024](#) / [Welcome!](#)

# Student Moodle Orientation, 2023-2024

[Course](#) [Settings](#) [Participants](#) [Grades](#) [Reports](#) [More ▾](#)

[Welcome!](#) [Learning outcomes, workload and...](#) [Following my progress](#) [Tuning my Moodle](#)  
[Using resources](#) [Taking part in discussion](#) [Submitting a file](#) [Completing a quiz](#)  
[Learning together](#) [Moodle FAQ](#) [Giving feedback](#)

- > Welcome!
- > Learning outcomes, workload and assessment
- > Following my progress
- > Tuning my Moodle
- > Using resources
- ▼ Taking part in discussion
  - Instructions: Taking part in discussion
  - Discussion forum assignment: Start a new discussion thread and submit a file as an attachment
- > Submitting a file
- > Completing a quiz
- > Learning together
- > Moodle FAQ
- > Giving feedback

## Taking part in discussion

The discussion forum in Moodle can be, for example:

1. A forum for current announcements from the teacher on the course landing page.
  - This type of a discussion forum is often named News.
  - Only the course teacher can post in this forum.
  - You can find this kind of a forum in the Welcome section of this course.
2. A shared discussion or Q&A area for the teacher and students.
  - The teacher can, for example, set the forum so that you can see other students' responses in the forum only after you have posted to the forum yourself.
3. A platform for assignment submissions and peer review.
  - You can demonstrate your competence in the topics covered during the course through posts and comments.
  - This enables the students to learn from each other by viewing and commenting on other students' posts.
  - In the forum, you can add attachments to new discussion threads or responses.

### 1. Learn about how to take part in discussion in Moodle.

[Instructions: Taking part in discussion](#) Mark as done

**Activity completion:** Once you know how to write to a discussion forum, add an attachment to a forum message, and reply to a conversation, you can manually mark this item complete by clicking **Mark as done**.

### 2. Practice taking part in discussion.

[Discussion forum assignment: Start a new discussion thread and submit a file as an attachment](#) Start discussions: 1

Please note that all the participants of this course can see and can freely comment on all discussion threads.

**Activity completion:** This forum activity will be marked completed automatically after you have started at least one new discussion thread. You get a green section to the Completion progress bar immediately after you have started a new discussion on the discussion forum.

#### Contact information

Here you will find the teacher's contact information.

#### What do the icons mean?

Below is a summary of the most common icons on the course and an explanation of what they mean:

- Assignment and its submission
- Discussion forum
- Web link
- Page
- Quiz
- File
- Choice
- Group choice
- Group self-selection

# Moodle FAQ

Click on a question and the answer will open below the question.

## ✓ **Why can't I find my course in Moodle?**

The course has either not started yet or the teacher has not published the course yet.

## › **Why don't all Moodle courses look the same?**

## › **What is an enrolment key?**

## ✓ **What if I'm late submitting my assignment?**

If your teacher has set a deadline for the assignment, the assignment will appear in your Moodle calendar. You can also see the deadline for the assignment by clicking the assignment name.

Try to follow course schedules and submit assignments on time. If you notice that you cannot submit on time, please contact the teacher.

**What do our  
students  
say?**

**jamk**







The course has good instructions on how to work on the platform.

The course contents were clear and precise. Now it is much easier to use Moodle!

Useful course and logical structure. I can revisit the content later.

After the course I have much better skills to use Moodle during studies.

I learnt a lot from this course.



**What kind of  
impact has the  
course had?**

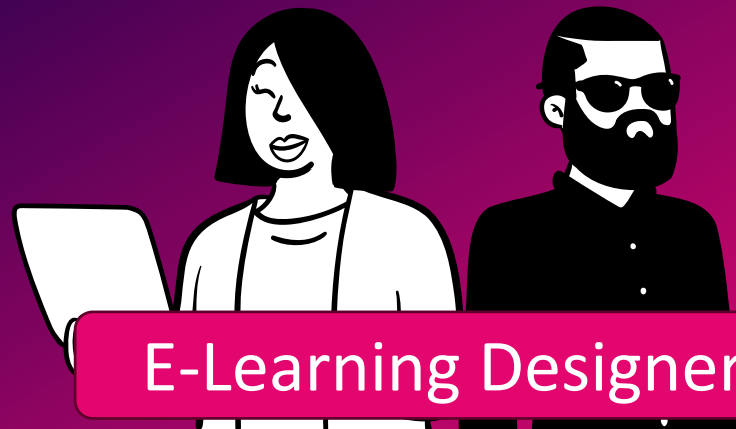
INDEPENDENCE

COMMON  
UNDERSTANDING


CONSISTENT  
PRINCIPLES



Students



E-Learning Designers



Teachers

**What happens  
next?**

**jamk**

Sharing to a  
wider audience

New contents?

jamk

Let's talk more!  
Let's connect!



sisko.minkkinen@jamk.fi

<https://www.linkedin.com/in/siskominkkinen>



tuukka.kivioja@jamk.fi

<https://www.linkedin.com/in/tuukkakivioja>

jamk