

















# Counting quantities 1-3

---

1. Tick (X) the box that has more balls in it.




2. Tick (X) the box that has fewer squares in it.




# Counting quantities 1-5

---


1. Draw circles with two (2) teddies inside them.



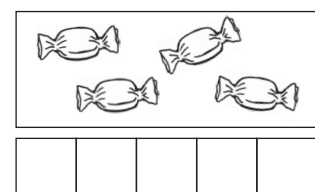
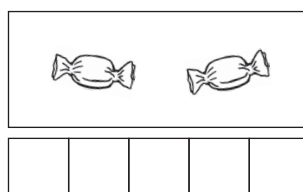
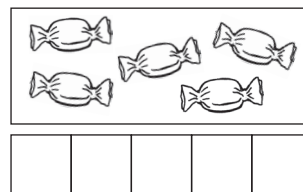
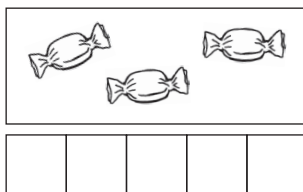
2. Draw circles with three (3) dolls inside them.



3. Draw circles with four (4) cars inside them.





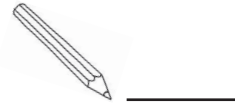

4. Tick (X) as many boxes as there are sweets in the bigger box.



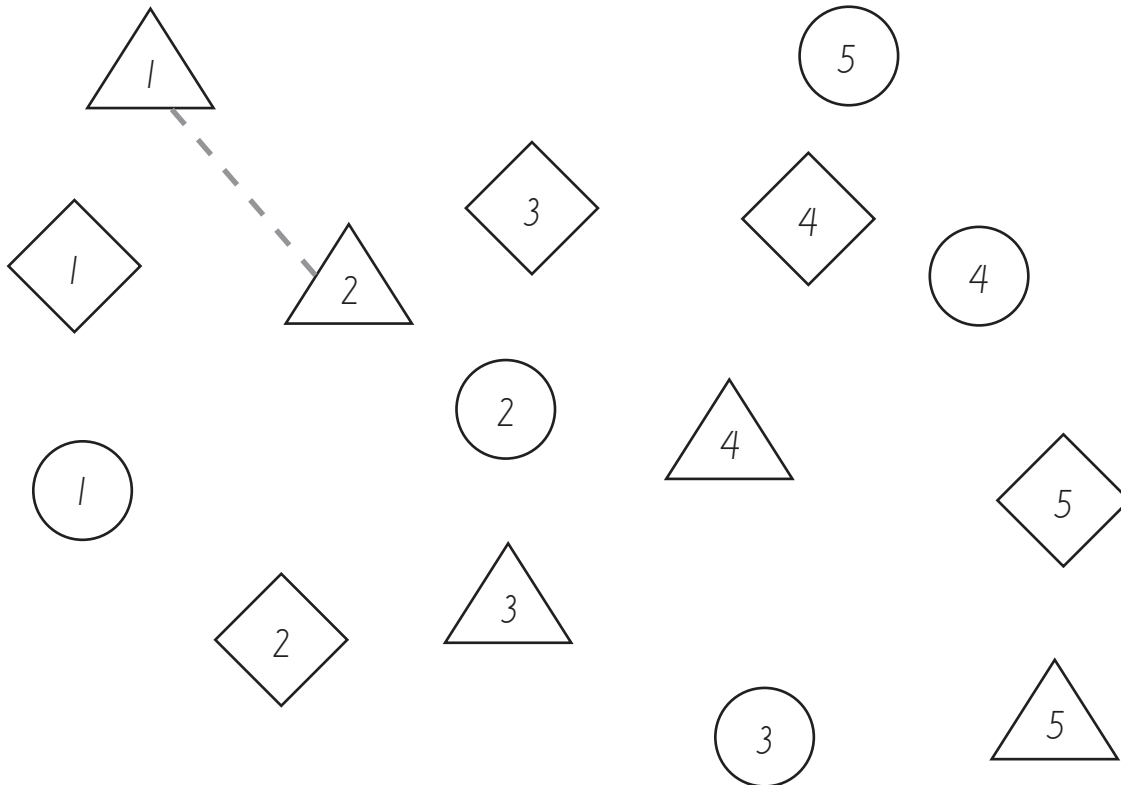
# Quantities and number symbols B

---

1. How many objects are there in the boxes?






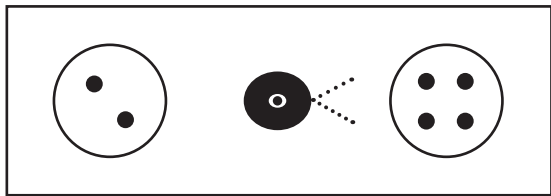
2. Join the same shapes with a line from 1-5. Colour the same shapes the same colour.



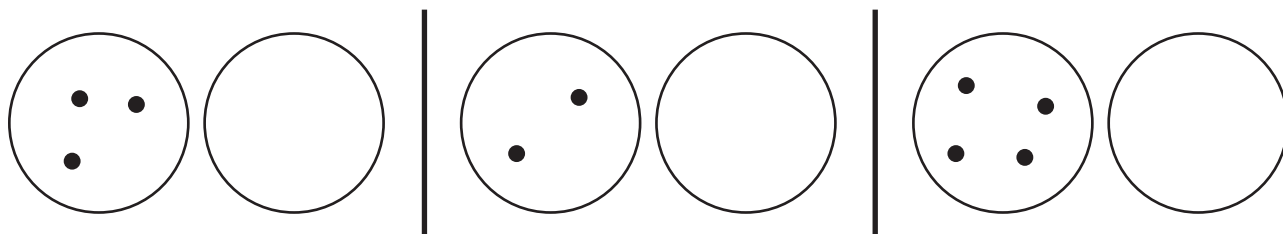
# Comparing quantities

---

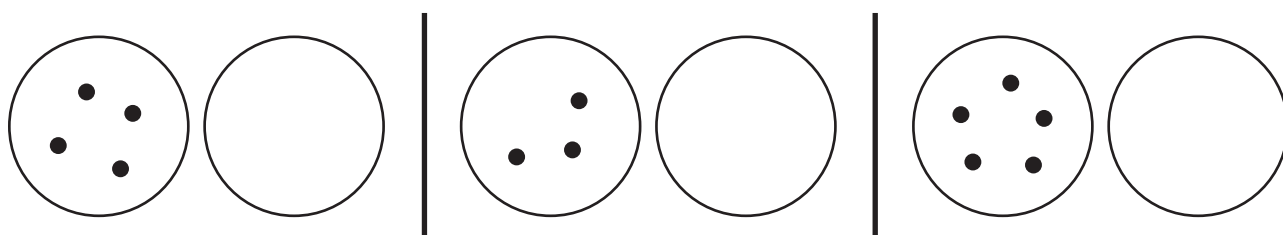
1. From which side will the bird eat? Draw its beak so it opens towards the plate with more food.



2. Draw one piece of food more on the empty plate than there is on the plate next to it.






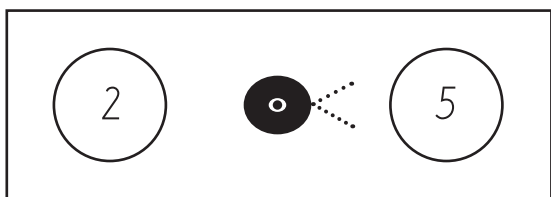
3. Draw one piece of food less on the empty plate than there is on the plate next to it.



# Comparing numbers

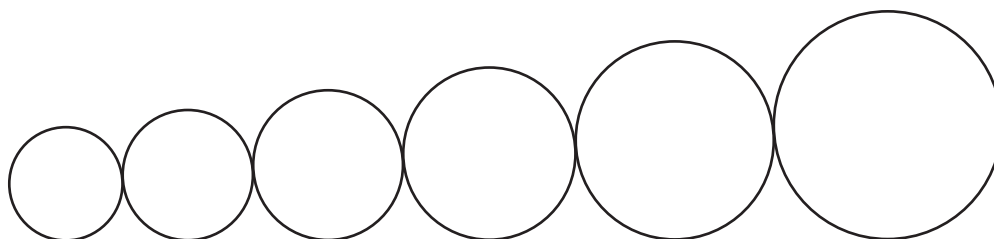
---

1. On which side is the bigger number? Draw the beak to open toward it.



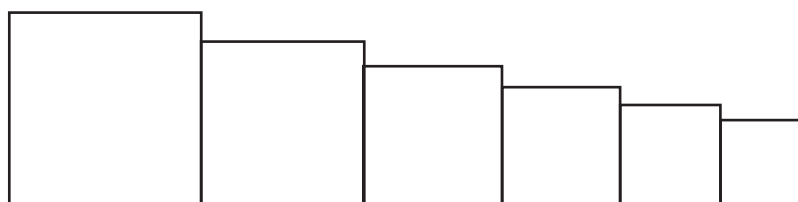
2. Arrange the numbers from the smallest to the biggest. Write them in the circles.

3 1 5 2 4 0




3. Arrange the numbers from the biggest to the smallest. Write them in the boxes.

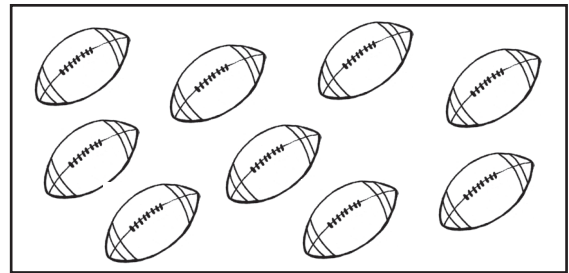
0 5 1 4 2 3

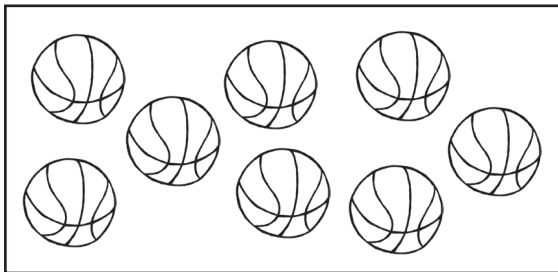


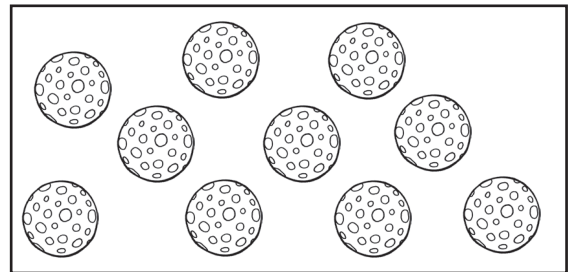
# Structuring numbers by fives

1. Tick (X) as many boxes as there are balls in the bigger box.




2. Colour the quantity with two colours. The first part is always five.



6 is 5 and 1



7 is 5 and \_\_\_\_



8 is 5 and \_\_\_\_




9 is 5 and \_\_\_\_



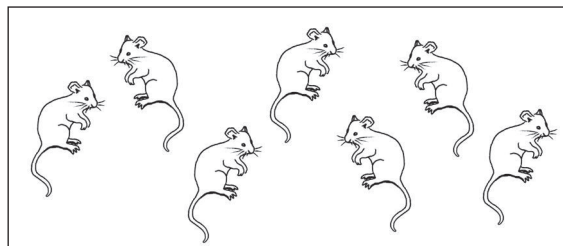
10 is 5 and \_\_\_\_

# Quantity–number symbol 6-10 A


1. How many animals? Circle the number.



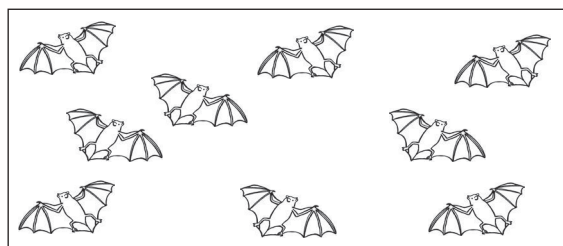
5 6 7 8 9 10




5 6 7 8 9 10




5 6 7 8 9 10



5 6 7 8 9 10







5 6 7 8 9 10







5 6 7 8 9 10



2. Tick (X) the animal of which there are more.



	
6	8
	X

	
9	5



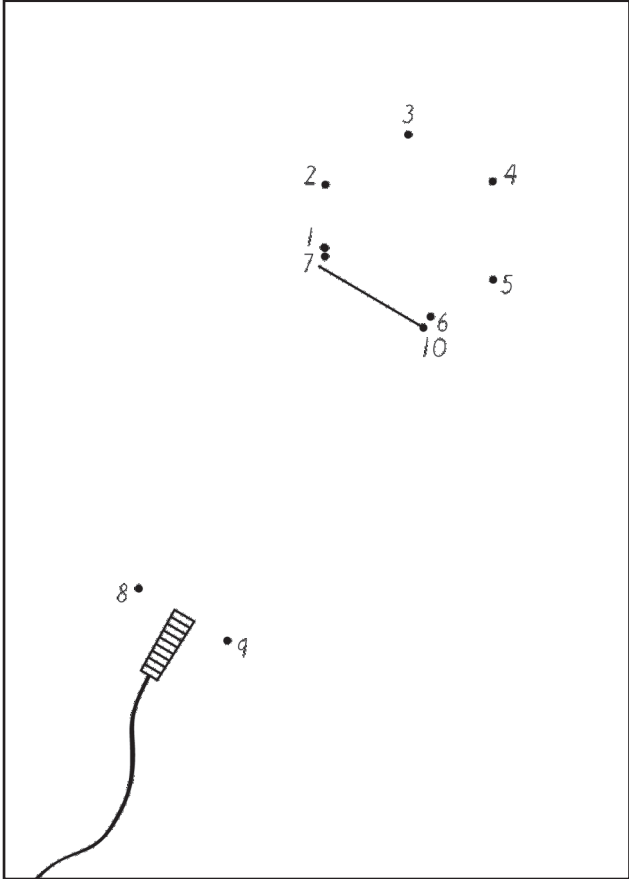
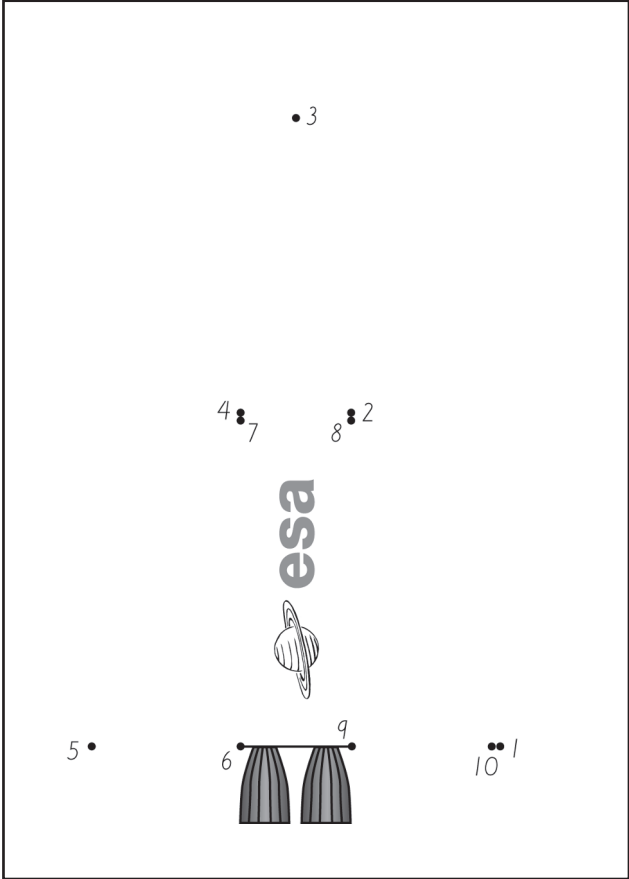
	
8	7

	
4	7

	
7	6

	
9	8

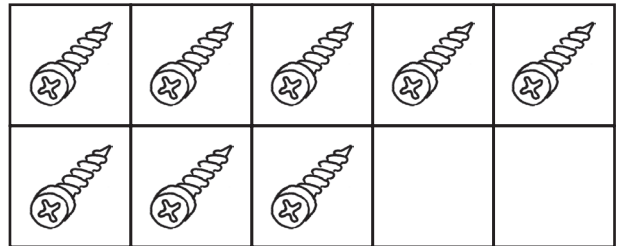
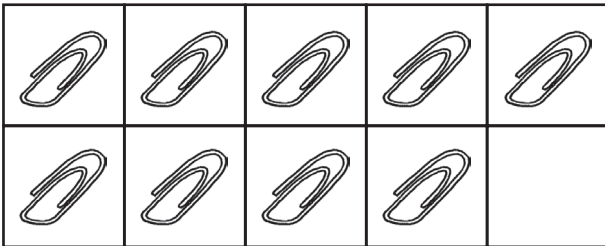
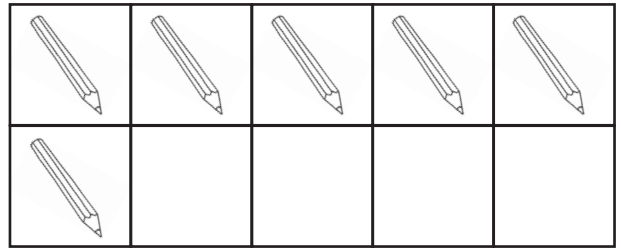

# Dot-to-dot





# Quantities 6-10

1. How many objects are there in the boxes?



2. There are five one-euro coins in the purse. Draw the missing one-euro coins.

8 e



10 e



7 e




9 e



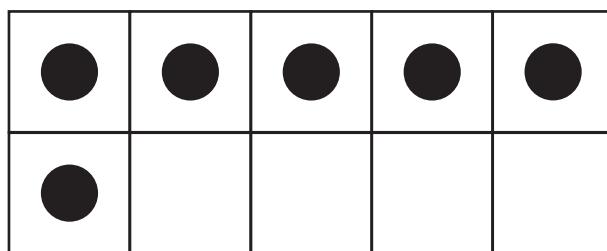
# Quantity–number symbol 6-10 B

---


1. How many balls are there in the boxes?




● \_\_\_\_\_



● \_\_\_\_\_

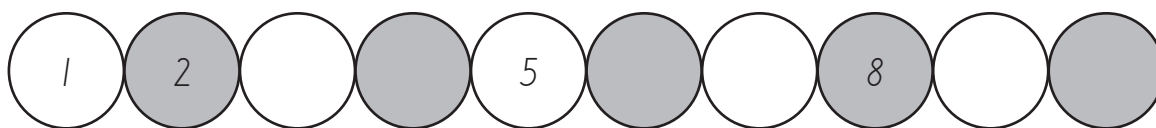


● \_\_\_\_\_



● \_\_\_\_\_

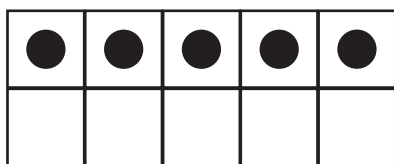
2. Write the missing numbers, in order.



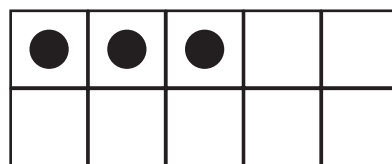
# Quantity–number symbol 1-10

---

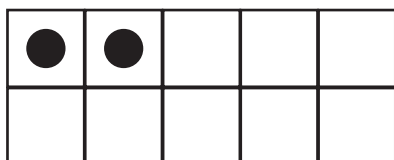
1. Join the quantity and the number with a line.



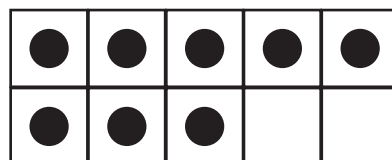
1



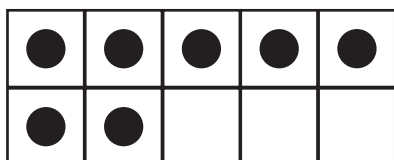
2



3



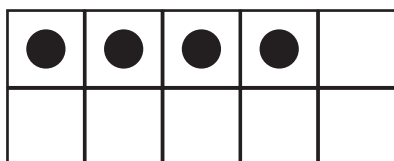
4



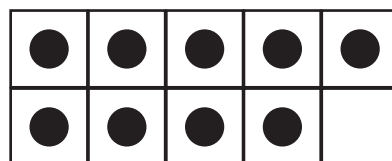
5



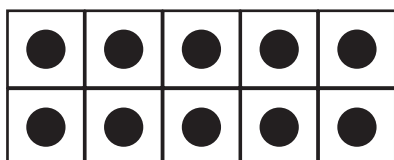
6



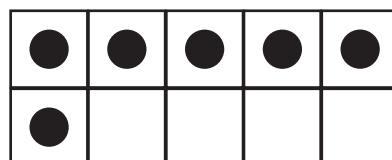
7



8



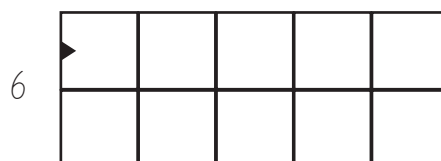



9



10

2. Draw and colour as many balls as the number tells you to.



# Counting quantities 11–19

I. Mark with a cross (X) as many squares as there were objects in the box.

▶				

▶				

▶				

▶				

▶				

▶				

▶				

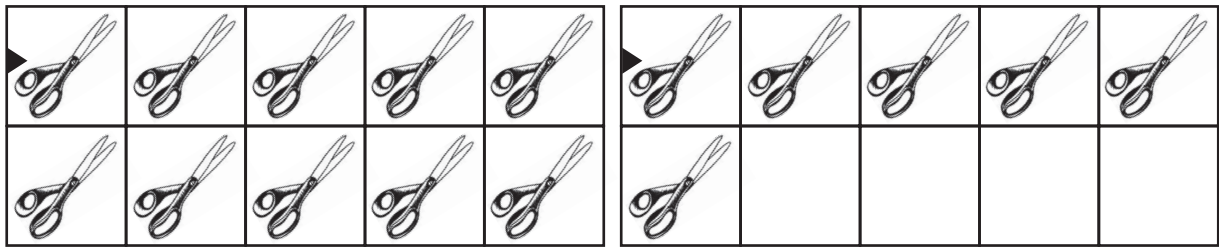
▶				


▶				

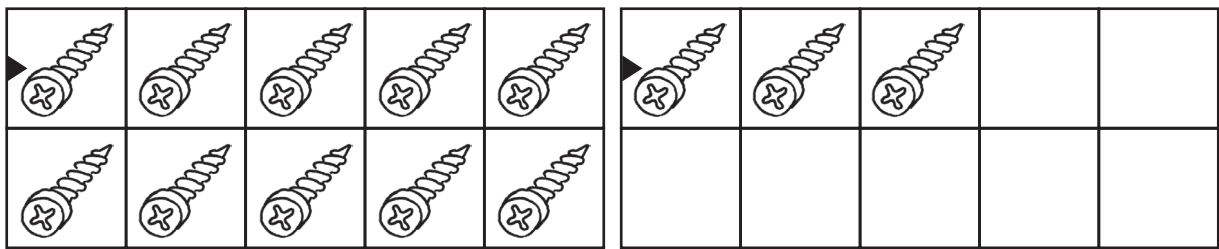
▶				


# Counting quantities 11–20

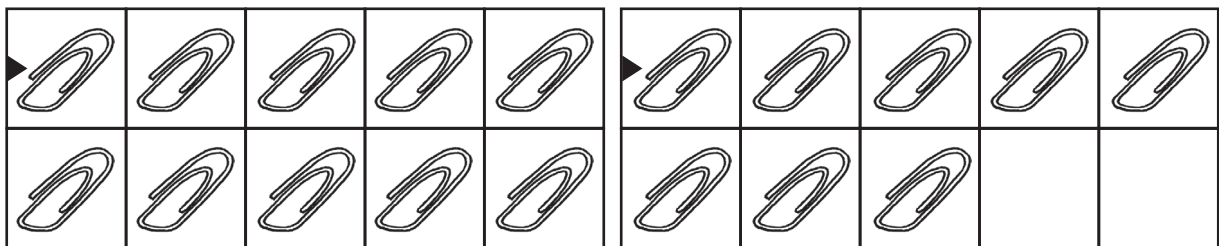
I. How many objects there are in the boxes altogether?




 10 and \_\_\_\_\_, or \_\_\_\_\_ altogether



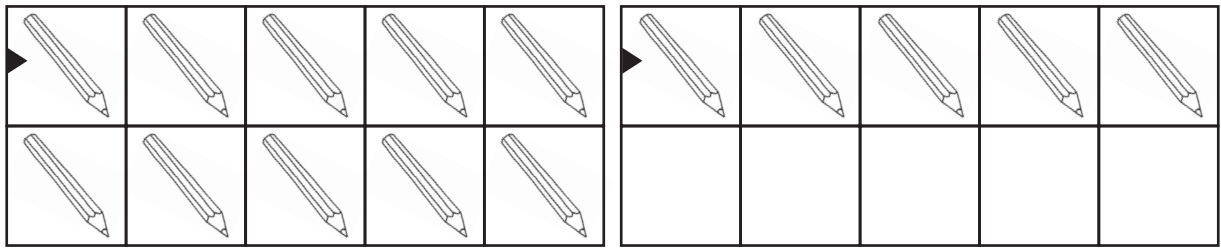
 10 and \_\_\_\_\_, or \_\_\_\_\_ altogether



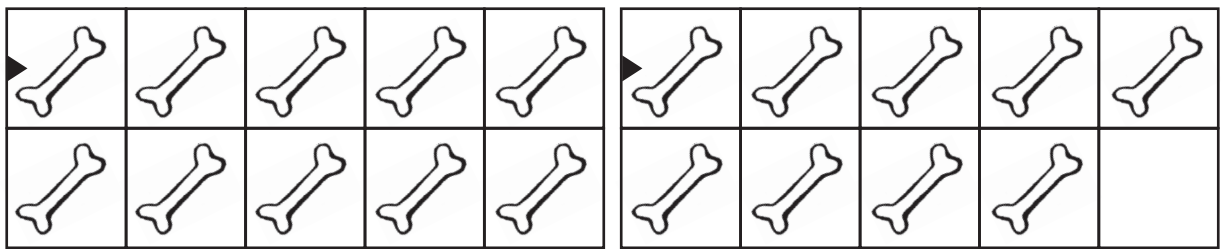
 10 and \_\_\_\_\_, or \_\_\_\_\_ altogether

# Counting quantities 11–20


2. How many objects there are in the boxes altogether?



10 and \_\_\_\_\_, or \_\_\_\_\_ altogether



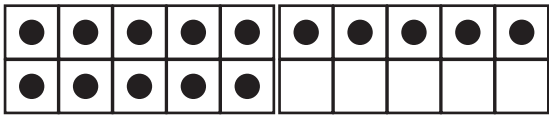
10 and \_\_\_\_\_, or \_\_\_\_\_ altogether



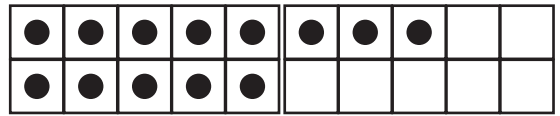
10 and \_\_\_\_\_, or \_\_\_\_\_ altogether

# Quantity–number 11–20

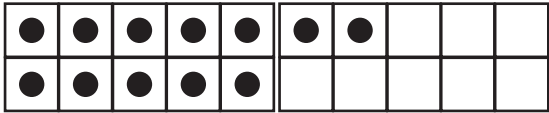
1. Join the quantity and number with a line.




11




12



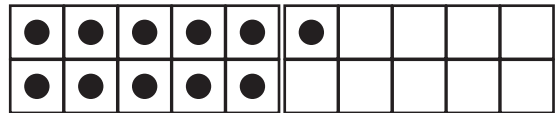
13



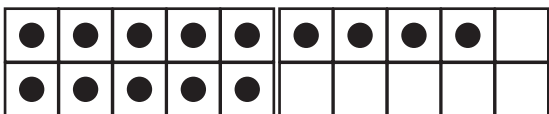
14



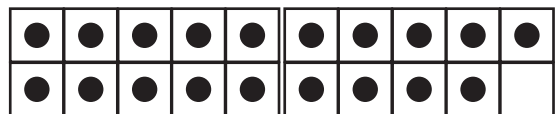
15




16



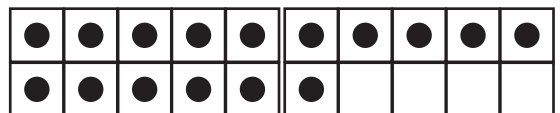
17



18



19



20

2. Write the missing number.

a) 10 and 8 are _____	d) 10 and _____ are 17	g) _____ and 10 are 13
b) 10 and 4 are _____	e) 10 and _____ are 12	h) _____ and 10 are 11
c) 10 and 9 are _____	f) 10 and _____ are 16	i) _____ and 10 are 15

# Counting stories

---

I. Read the story. Draw and solve the problem.

A. There are 6 apples and 10 plums on the plate. How many pieces of fruit are there on the plate altogether?

---

B. Henry has 10 euros. He gets 3 euros from grandma. How many euros does Henry have now?

---

C. Leo has 18 marbles and Pete has 10. How many marbles more would Pete need to have as many marbles as Leo?

---

D. Katie has 10 euros. She wants to buy new earrings that cost 16 euros. How much money does Katie still have to save up, so she can buy the earrings?